

Modern C++ Programming

13. UTILITIES

Federico Busato

University of Verona, Dept. of Computer Science
2020, v3.01



1 I/O Stream

- Manipulator
- ofstream/ifstream

2 STD Template Classes

- `std::pair`
- `std::tuple`
- `std::variant`
- `std::optional`
- `std::any`

3 Filesystem Library

- Query Methods
- Modify Methods

4 Math Functions

5 Algorithm Library

6 `std::string`

7 `std::string_view`

8 Random Number

- Basic Concepts
- C++ `<random>`
- Seed
- PRNG Period and Quality
- Distribution
- Quasi-random

9 Time Measuring

- Wall-Clock Time
- User Time
- System Time

I/O Stream

`<iostream>` input/output library refers to a family of classes and supporting functions in the C++ Standard Library that implement stream-based input/output capabilities

There are four predefined iostreams:

- `cin` standard input (`stdin`)
- `cout` standard output (`stdout`) [buffered]
- `cerr` standard error (`stderr`) [unbuffered]
- `clog` standard error (`stderr`) [unbuffered]

buffered: the content of the buffer is not write to disk until some events occur

Basic I/O Stream manipulator:

- `flush` flushes the output stream `cout << flush;`
- `endl` shortcut for `cout << "\n" << flush;`
`cout << endl`
- `flush` and `endl` force the program to synchronize with the terminal → very slow operation!

- **Set integral representation:** default: dec

```
cout << dec << 0xF; prints 16
```

```
cout << hex << 16; prints 0xF
```

```
cout << oct << 8; prints 10
```

- Print the underlying **bit representation** of a value:

```
#include <bitset>
std::cout << std::bitset<32>(3.45f); // (32: num. of bits)
// print 01000000010111001100110011001101
```

- **Print true/false text:**

```
cout << boolalpha << 1; prints true
```

```
cout << boolalpha << 0; prints false
```



```
#include <iomanip>
```

- **Set decimal precision:** default: 6

```
cout << setprecision(2) << 3.538; → 3.54
```

- **Set float representation:** default: `std::defaultfloat`

```
cout << setprecision(2) << fixed << 32.5; → 32.50
```

```
cout << setprecision(2) << scientific << 32.5; → 3.25e+01
```

- **Set alignment:** default: `right`

```
cout << right << setw(7) << "abc" << "##"; → ____abc##
```

```
cout << left << setw(7) << "abc" << "##"; → abc____##
```

(better than using `tab \t`)

I/O Stream (std::cin)

`std::cin` is an example of *input* stream. Data coming from a source is read by the program. In this example `cin` is the standard input

```
#include <iostream>

int main() {
    int a;
    std::cout << "Please enter an integer value:" << endl;
    std::cin >> a;

    int b;
    float c;
    std::cout << "Please enter an integer value "
              << "followed by a float value:" << endl;
    std::cin >> b >> c; // read an integer and store into "b",
                       // then read a float value, and store
                       // into "c"
}
```

`ifstream` , `ofstream` are output and input stream too

```
#include <fstream>
```

- **Open a file for reading**

Open a file in input mode: `ifstream my_file("example.txt")`

- **Open a file for writing**

Open a file in output mode: `ofstream my_file("example.txt")`

Open a file in append mode:

```
ofstream my_file("example.txt", ios::out | ios::app)
```

- **Read a line** `getline(my_file, string)`

- **Close a file** `my_file.close()`

- **Check the stream integrity** `my_file.good()`

- **Peek the next character**

```
char current_char = my_file.peek()
```

- **Get the next character (and advance)**

```
char current_char = my_file.get()
```

- **Get the position of the current character in the input stream**

```
int byte_offset = my_file.tellg()
```

- **Set the char position in the input sequence**

```
my_file.seekg(byte_offset) (absolute position)
```

```
my_file.seekg(byte_offset, position) (relative position)
```

where position can be:

- `ios::beg` (the begin), `ios::end` (the end),
- `ios::cur` (current position)

- **Ignore characters until the delimiter is found**

```
my_file.ignore(max_stream_size, <delim>)
```

e.g. skip until end of line `\n`

- **Get a pointer to the stream buffer object currently associated with the stream**

```
my_file.rdbuf()
```

can be used to redirect file stream

I/O Stream (example 1)

Open a file and print line by line:

```
#include <iostream>
#include <fstream>

int main() {
    std::ifstream fin("example.txt");
    std::string str;
    while (fin.good()) {
        std::getline(fin, str);
        std::cout << str << "\n";
    }
    fin.close();
}
```

An alternative version with redirection:

```
#include <iostream>
#include <fstream>

int main() {
    std::ifstream fin("example.txt");
    std::cout << fin.rdbuf();
    fin.close();
}
```

I/O Stream (example 2)

example.txt:

```
23_70___44\n
\t57\t89
```

The input stream is independent from the type of space (multiple space, tab, newline `\n`, `\r\n`, etc.)

Another example:

```
#include <iostream>
#include <fstream>

int main() {
    std::ifstream fin("example.txt");
    char c = fin.peek(); // c = '2'
    while (fin.good()) {
        int var;
        fin >> var;
        std::cout << var;
    } // print 2370445789
    fin.seekg(4);
    c = fin.peek(); // c = '0'
    fin.close();
}
```

I/O Stream (check the end of a file)

- Check the current character

```
while (fin.peek() != std::char_traits<char>::eof()) // C: EOF
    fin >> var;
```

- Check if the read operation fails

```
while (fin >> var)
    ...
```

- Check if the stream past the end of the file

```
while (true) {
    fin >> var
    if (fin.eof())
        break;
    ...
}
```

Full Story:

[reading-files-in-c-using-ifstream](#)

I/O Stream (checkRegularType)

Check if a file is a **regular file** and can be read/written (it exists, it is not a directory, it is not a device, you have read/write permissions, etc.)

```
#include <sys/types.h>
#include <sys/stat.h>
bool checkRegularFile(const char* file_path) {
    struct stat info;
    if (::stat( file_path, &info ) != 0)
        return false;           // unable to access
    if (info.st_mode & S_IFDIR)
        return false;           // is a directory
    std::ifstream fin(file_path); // additional checking
    if (!fin.is_open() || !fin.good())
        return false;
    try {                         // try to read
        char c; fin >> c;
    } catch (std::ios_base::failure&) {
        return false;
    }
    return true;
}
```

I/O Stream (File size)

Get the **file size** in bytes in a **portable** way:

```
long long int fileSize(const char* file_path) {
    std::ifstream fin(file_path);    // open the file
    fin.seekg(0, ios::beg);          // move to the first byte
    std::istream::pos_type start_pos = fin.tellg();
                                     // get the start offset
    fin.seekg(0, ios::end);          // move to the last byte
    std::istream::pos_type end_pos = fin.tellg();
                                     // get the end offset
    return end_pos - start_pos;      // position difference
}
```

see [C++17](#) file system utilities

STD Template Classes

```
#include <utility>
```

`std::pair` class couples together a pair of values, which may be of different types

Construct a `std::pair`

- `std::pair<T1, T2> pair(value1, value2)`
- `std::pair<T1, T2> pair = {value1, value2}`
- `auto pair = std::make_pair(value1, value2)`

Data members:

- `first` access first field
- `second` access second field

Methods:

- comparison `==, <, >, ≥, ≤`
- swap `std::swap`

```
#include <utility>
#include <iostream>

int main() {
    using namespace std;
    std::pair<int, std::string> pair1(3, "abc");
    std::pair<int, std::string> pair2 = { 4, "zzz" };
    auto pair3 = std::make_pair(3, "hgt");

    cout << pair1.first; // print 3
    cout << pair1.second; // print "abc"

    swap(pair1, pair2);
    cout << pair2.first; // print "zzz"
    cout << pair2.second; // print 4

    cout << (pair1 > pair2); // print 1
}
```

```
#include <tuple>
```

`std::tuple` is a fixed-size collection of heterogeneous values. It is a generalization of `std::pair`. It allows any number of values

Construct a `std::tuple` (of size 3)

- `std::tuple<T1, T2, T3> tuple(value1, value2, value3)`
- `std::tuple<T1, T2, T3> tuple = {value1, value2, value3}`
- `auto tuple = std::make_tuple(value1, value2, value3)`

Data members:

`std::get<I>(tuple)` returns the *i*-th value of the tuple

Methods:

- comparison `==, <, >, ≥, ≤`
- swap `std::swap`

Utility methods:

- `auto t3 = std::tuple_cat(t1, t2)`
concatenate two tuples
- `const int size = std::tuple_size<TupleT>::value`
returns the number of elements in a tuple at compile-time
- `using T = typename std::tuple_element<TupleT>::type`
obtains the type of the specified element
- `std::tie(value1, value2, value3) = tuple`
creates a tuple of references to its arguments
- `std::ignore`
an object of unspecified type such that any value can be assigned to it with no effect

```
#include <tuple>
#include <iostream>

std::tuple<int, float, char> f() { return {7, 0.1f, 'a'}; }

int main() {
    std::tuple<int, char, float> tuple1(3, 'c', 2.2f);
    std::tuple<int, char, float> tuple2 = {2, 'd', 1.5f};
    auto tuple3 = std::make_tuple(3, 'c', 2.2f);

    std::cout << std::get<0>(tuple1); // print 3
    std::cout << std::get<1>(tuple1); // print 'c'
    std::cout << std::get<2>(tuple1); // print 2.2f
    std::cout << (tuple1 > tuple2); // print 1

    auto concat = std::tuple_cat(tuple1, tuple2);
    std::cout << std::tuple_size<decltype(concat)>::value; // print 6

    using T = std::tuple_element<4, decltype(concat)>::type; // T is int

    int value1; float value2;
    std::tie(value1, value2, std::ignore) = f();
}
```


C++17 `std::variant` represents a **type-safe union** as the corresponding objects know which type is currently being held

`std::variant` can be indexed by:

- `std::get<index>(variant)` an integer
- `std::get<type>(variant)` a type

```
#include <variant>

int main() {
    std::variant<int, float, bool> v(3.3f);

    int x = std::get<0>(v);    // return integer value
    bool y = std::get<bool>(v); // return bool value
    // std::get<0>(v) = 2.0f;    // run-time exception!!
}
```

Another useful method is `index()` which returns position of the type currently held by the variant

```
#include <variant>
using namespace std;

int main() {
    std::variant<int, float, bool> v(3.3f);

    cout << v.index(); // return 1

    std::get<bool>(v) = true
    cout << v.index(); // return 2
}
```

It is also possible to query the index at run-time depending on the type currently being held by providing a **visitor**

```
#include <iostream>
#include <variant>

struct Visitor {
    void operator()(int& value) { value *= 2; }

    void operator()(float& value) { value += 3.0f; } // <--

    void operator()(bool& value) { value = true; }
};

int main() {
    std::variant<int, float, bool> v(3.3f);

    std::visit(v, Visitor{});

    std::cout << std::get<float>(v); // 6.3f
}
```

C++17 provides `std::optional` facilities to represent potential "no value" states

As an example, it can be used for representing the state when an element is not found in a set

```
#include <iostream>
#include <optional>

std::optional<std::string> find(const char* set, char value) {
    for (int i = 0; i < 10; i++) {
        if (set[i] == value)
            return i;
    }
    return {}; // std::nullopt;
}
```

```
#include <iostream>
using namespace std;

int main() {
    char set[] = "sdfslgfsdg";
    auto x      = find(set, 'a');

    if (!x)
        cout << "not found";
    if (x.has_value())
        cout << "not found";

    auto y = find(set, 'd');
    cout << *y << " " << y.value(); // print '1' '1'

    x.value_or(-1); // print '-1'
    x.value_or(-1); // print '1'
}
```

C++17 introduces `std::any` to hold arbitrary values and provides **type-safety**

```
#include <any>
#include <iostream>
using namespace std;

int main() {
    std::any var = 1;           // int
    cout << var.type().name(); // print 'i'

    cout << std::any_cast<int>(var);
    // cout << std::any_cast<float>(var); // exception!!

    var = 3.14; // double
    cout << std::any_cast<double>(var);

    var.reset();
    cout << var.has_value(); // print 'false'
}
```

Filesystem Library

C++17 introduces abstractions and facilities for performing operations on file systems and their components, such as **paths**, **files**, and **directories**

- Follow the Boost filesystem library
- Based on POSIX
- Fully-supported from clang 7, gcc 8, etc.
- Work on Windows, Linux, Android, etc.

Basic concepts

- **file**: a file system object that holds data
 - **directory** a container of directory entries
 - **hard link** associates a name with an existing file
 - **symbolic link** associates a name with a path
 - **regular file** a file that is not one of the other file types
- **file name**: a string of characters that names a file. Names `.` (dot) and `..` (dot-dot) have special meaning at library level
- **path**: sequence of elements that identifies a file
 - **absolute path**: a path that unambiguously identifies the location of a file
 - **canonical path**: an absolute path that includes no symlinks, `.` or `..` elements
 - **relative path**: a path that identifies a file relative to some location on the file system

path Object

A path object stores the pathname in native form

```
#include <iostream>
#include <filesystem> // required

int main() {
    namespace fs = std::filesystem;

    fs::path p1 = "/usr/lib/sendmail.cf"; // portable format
    fs::path p2 = "C:\\users\\abcdef\\"; // native format

    std::cout << "p1: " << p1;           // /usr/lib/sendmail.cf
    std::cout << "p2: " << p2;           // C:\users\abcdef\

    std::cout << "p3: " << p2 + "xyz\\"; // C:\users\abcdef\xyz\
}
```

path Methods

Decomposition (member) methods:

- **Return root-name of the path**

```
root_name()
```

- **Return path relative to the root path**

```
relative_path()
```

- **Return the path of the parent path**

```
parent_path()
```

- **Return the filename path component**

```
filename()
```

- **Return the file extension path component**

```
extension()
```

Filesystem Methods (Query)

- Check if a file or path exists

```
exists(path)
```

- Return the file size

```
file_size(path)
```

- Check if a file is a directory

```
is_directory(path)
```

- Check if a file (or directory) is empty

```
is_empty(path)
```

- Check if a file is a regular file

```
is_regular_file(path)
```

- Check if a file is a regular file

```
current_path()
```

Directory Iterators

Iterate over files of a directory (recursively/non-recursively)

```
#include <iostream>
#include <filesystem>

int main() {
    namespace fs = std::filesystem;

    for(auto& path : fs::directory_iterator("/usr/tmp/"))
        std::cout << path << '\n';

    for(auto& path : fs::recursive_directory_iterator("/usr/tmp/"))
        std::cout << path << '\n';
}
```

Filesystem Methods (Modify)

- **Copy files or directories**

```
copy(path1, path2)
```

- **Copy files**

```
copy_file(src_path, src_path, [fs::copy_options::recursive])
```

- **Create new directory**

```
create_directory(path)
```

- **Remove a file or empty directory**

```
remove(path)
```

- **Remove a file or directory and all its contents, recursively**

```
remove_all(path)
```

- **Rename a file or directory**

```
rename(old_path, new_path)
```

Examples

```
#include <iostream>
#include <filesystem> // required

int main() {
    namespace fs = std::filesystem;
    fs::path p1 = "/usr/tmp/my_file.txt";

    std::cout << p1.exists();           // true
    std::cout << p1.parent_path();      // "/usr/tmp/"
    std::cout << p1.filename();        // "my_file"
    std::cout << p1.extension();       // ".txt"
    std::cout << p1.is_directory();    // false
    std::cout << p1.is_regular_file(); // true

    fs::create_directory("/my_dir/");
    fs::copy(p1.parent_path(), "/my_dir/", fs::copy_options::recursive);
    fs::copy_file(p1, "/my_dir/my_file2.txt");
    fs::remove(p1);
    fs::remove_all(p1.parent_path());
}
```

Math Functions

```
#include <cmath>
using namespace std;
```

- `fabs(x)` computes absolute value, $|x|$, C++11
- `exp(x)` returns e raised to the given power, e^x
- `exp2(x)` returns 2 raised to the given power, 2^x , C++11
- `log(x)` computes natural (base e) logarithm, $\log_e(x)$
- `log10(x)` computes base 10 logarithm, $\log_{10}(x)$
- `log2(x)` computes base 2 logarithm, $\log_2(x)$, C++11
- `pow(x, y)` raises a number to the given power, x^y
- `sqrt(x)` computes square root, \sqrt{x}

- `cqrt(x)` computes cubic root, $\sqrt[3]{x}$, C++11
- `sin(x)` computes sine, $\sin(x)$
- `cos(x)` computes cosine, $\cos(x)$
- `tan(x)` computes tangent, $\tan(x)$
- `ceil(x)` nearest integer not less than the given value, $\lceil x \rceil$
- `floor(x)` nearest integer not greater than the given value, $\lfloor x \rfloor$
- `round|lround|llround(x)` nearest integer, $\lfloor x + \frac{1}{2} \rfloor$
(return type: floating point, long, long long respectively)

Math functions in C++11 can be applied directly to integral types without implicit/explicit casting (return type: floating point).

Full list: en.cppreference.com/w/cpp/numeric/math

Numerical Limits

Get numeric limits of a given type: C++11

```
#include <limits>
```

```
using namespace std;
```

```
T numeric_limits<T>::max() // returns the maximum finite value  
                          // representable by the numeric type T
```

```
T numeric_limits<T>::min() // returns the minimum finite value  
                          // representable by the numeric type T
```

```
T numeric_limits<T>::lowest() // returns the lowest finite value  
                              // representable by the numeric type T
```

Integer Division

Integer ceiling division and rounded division:

- **Ceiling Division:** $\left\lceil \frac{\text{value}}{\text{div}} \right\rceil$

```
unsigned ceil_div(unsigned value, unsigned div) {  
    return (value + div - 1) / div;  
} // note: may overflow
```

- **Rounded Division:** $\left\lfloor \frac{\text{value}}{\text{div}} + \frac{1}{2} \right\rfloor$

```
unsigned round_div(unsigned value, unsigned div) {  
    return (value + div / 2) / div;  
} // note: may overflow
```

Note: do not use floating-point conversion (see Basic Concept I)

Algorithm Library

std algorithms can be applied to **any objects** (see next lectures). In these slides, we focus on primitives types and array only

```
#include <algorithm>
```

- `swap(value1, value2)` Swaps the values of two objects
- `min(x, y)` Finds the minimum value between x and y
- `max(x, y)` Finds the maximum value between x and y
- `min_element(begin, end)` (returns a pointer)
Finds the minimum element in the range [begin, end)
- `max_element(begin, end)` (returns a pointer)
Finds the maximum element in the range [begin, end)
- `minmax_element(begin, end)` C++11 (returns pointers <min,max>)
Finds the minimum and the maximum element in the range [begin, end)

- `equal(begin1, end1, begin2)`
Determines if two sets of elements are the same in $[begin1, end1)$, $[begin2, begin2 + end1 - begin1)$
- `mismatch(begin1, end1, begin2)` (returns pointers $\langle pos1, pos2 \rangle$)
Finds the first position where two ranges differ in $[begin1, end1)$, $[begin2, begin2 + end1 - begin1)$
- `find(begin, end, value)` (returns a pointer)
Finds the first element in the range $[begin, end)$ equal to value
- `count(begin, end, value)`
Counts the number of elements in the range $[begin, end)$ equal to value

- `sort(begin, end)` (in-place)
Sorts the elements in the range `[begin, end)` in ascending order
- `merge(begin1, end1, begin2, end2, output)`
Merges two sorted ranges `[begin1, end1)`, `[begin2, end2)`, and store the results in `[output, output + end1 - start1)`
- `unique(begin, end)` (in-place)
Removes consecutive duplicate elements in the range `[begin, end)`
- `binary_search(begin, end, value)`
Determines if an element value exists in the (sorted) range `[begin, end)`
- `accumulate(begin, end, value)`
Sums up the range `[begin, end)` of elements with initial value (common case equal to zero)
- `partial_sum(begin, end)` (in-place)
Computes the inclusive prefix-sum of the range `[begin, end)`

- `fill(begin, end, value)`
Fills a range of elements `[begin, end)` with `value`
- `iota(begin, end, value)` C++11
Fills the range `[begin, end)` with successive increments of the starting `value`
- `copy(begin1, end1, begin2)`
Copies the range of elements `[begin1, end1)` to the new location `[begin2, begin2 + end1 - begin1)`
- `swap_ranges(begin1, end1, begin2)`
Swaps two ranges of elements `[begin1, end1)`, `[begin2, begin2 + end1 - begin1)`
- `remove(begin, end, value)` (in-place)
Removes elements equal to `value` in the range `[begin, end)`

- `includes(begin1, end1, begin2, end2)`
Checks if the (sorted) set `[begin1, end1)` is a subset of `[begin2, end2)`
- `set_difference(begin1, end1, begin2, end2, output)`
Computes the difference between two (sorted) sets
- `set_intersection(begin1, end1, begin2, end2, output)`
Computes the intersection of two (sorted) sets
- `set_symmetric_difference(begin1, end1, begin2, end2, output)`
Computes the symmetric difference between two (sorted) sets
- `set_union(begin1, end1, begin2, end2, output)`
Computes the union of two (sorted) sets
- `make_heap(begin, end)` Creates a max heap out of the range of elements
- `push_heap(begin, end)` Adds an element to a max heap
- `pop_heap(begin, end)` Remove an element (top) to a max heap

Algorithm Library (Examples)

```
#include <algorithm>
using namespace std;

int a = max(2, 5); // a = 5
int array1[] = {7, 6, -1, 6, 3};
int array2[] = {8, 2, 0, 3, 7};

int b = *max_element(array1, array1 + 5); // b = 7
auto c = minmax_element(array1, array1 + 5);
//c.first = -1, c.second = 7
bool d = equal(array1, array1 + 5, array2); // d = false

sort(array1, array1 + 5); // [-1, 3, 6, 6, 7]
unique(array1, array1 + 5); // [-1, 3, 6, 7]
int e = accumulate(array1, array1 + 5, 0); // 15
partial_sum(array1, array1 + 5); // [-1, 2, 8, 15]
iota(array1, array1 + 5, 2); // [2, 3, 4, 5, 6]
make_heap(array2, array2 + 5); // [8, 7, 0, 3, 2]
```

`std::string`

String

C++ Strings are wrappers of character sequences

More flexible and safer than raw char array but can be slower

```
#include <string>

int main() {
    std::string a;           // empty string
    std::string b("first");

    using namespace std::string_literals; // C++14
    std::string c = "second"s;           // C++14
}
```

- `empty()` returns `true` if the string is empty, `false` otherwise
- `size()` returns the number of characters in the string
- `find(string)` returns the position of the first substring equal to the given character sequence or `npos` if no substring is found
- `rfind(string)` returns the position of the last substring equal to the given character sequence or `npos` if no substring is found
- `find_first_of(char_seq)` returns the position of the first character equal to one of the characters in the given character sequence or `npos` if no characters is found
- `find_last_of(char_seq)` returns the position of the last character equal to one of the characters in the given character sequence or `npos` if no characters is found

`npos` special value returned by string methods

- `new_string substr(start_pos)`
returns a substring [start_pos, end]
`new_string substr(start_pos, count)`
returns a substring [start_pos, start_pos + count)
- `clear()` removes all characters from the string
- `erase(pos)` removes the character at position
`erase(start_pos, count)`
removes the characters at positions [start_pos, start_pos + count)
- `replace(start_pos, count, new_string)`
replaces the part of the string indicated by [start_pos, start_pos + count)
with `new_string`
- `c_str()`
returns a pointer to the raw char sequence

- **access specified character** `string1[i]`
- **string copy** `string1 = string2`
- **string compare** `string1 == string2`
works also with `!=, <, ≤, >, ≥`
- **concatenate two strings**
`string_concat = string1 + string2`
- **append characters to the end** `string1 += string2`

Converts a string to a numeric value C++11:

- `stoi(string)` string to signed integer
- `stol(string)` string to long signed integer
- `stoul(string)` string to long unsigned integer
- `stoull(string)` string to long long unsigned integer
- `stof(string)` string to floating point value (float)
- `stod(string)` string to floating point value (double)
- `stold(string)` string to floating point value (long double)

Converts a numeric value to a string C++11:

- `to_string(numeric_value)` numeric value to string

```
std::string str("si vis pacem para bellum");

cout << str.size();           // print 24
cout << str.find("vis");     // print 3
cout << str.find_last_of("bla"); // print 21, 'l' found

cout << str.substr(7, 5);    // print "pacem", pos=7 and count=5
cout << str[1];             // print 'i'
cout << (str == "vis");     // print false
cout << (str < "z");        // print true
const char* raw_str = str.c_str();

cout << string("a") + "b";  // print "ab"
cout << string("ab").erase(0); // print 'b'

char*      str2 = "34";
int        a    = std::stoi(str2); // a = 34;
std::string str3 = std::to_string(a); // str3 = "34"
```

- Conversion from integer to char letter (e.g. $3 \rightarrow 'C'$):
`static_cast<char>('A'+ value)`
 $value \in [0, 26]$ (English alphabet)
- Conversion from char to integer (e.g. $'C' \rightarrow 3$):
`value - 'A'`
 $value \in [0, 26]$
- Conversion from digit to char number (e.g. $3 \rightarrow '3'$):
`static_cast<char>('0'+ value)`
 $value \in [0, 9]$
- char to string `std::string(1, char_value)`

`std::string_view`

C++17 `std::string_view` describes a minimum common interface to interact with string data:

- `const std::string&`
- `const char*`

The purpose of `std::string_view` is to avoid copying data which is already owned by the original object

```
#include <string>
#include <string_view>

int main() {
    std::string str = "abc"; // new memory allocation + copy
    std::string_view sv = "abc"; // only the reference
}
```

`std::string_view` provides similar functionalities of `std::string`

```
#include <iostream>
#include <string>
#include <string_view>

void string_op1(const std::string& str)    {}
void string_op2(const std::string_view& str) {}

int main() {
    string_op1("abcdef"); // allocation + copy
    string_op2("abcdef"); // reference

    const char* str1 = "abcdef";
    std::string str2("abcdef");    // allocation + copy
    std::cout << str2.substr(0, 3); // print "abc"

    std::string_view str3(str1);    // reference
    std::cout << str3.substr(0, 3); // print "abc"
}
```

`std::string_view` supports `constexpr` constructor and methods

```
int main() {
    constexpr std::string_view str1("abc");
    constexpr std::string_view str2 = "abc";


    constexpr char c = str1[0];           // 'a'
    constexpr bool b = (str1 == str2);   // 'true'

    constexpr int size = str1.size();    // '3'
    constexpr std::string_view str3 = str1.substr(0, 2); // "ab"

    constexpr int pos = str1.find("bc"); // '1'
}
```

Random Number

Random Number



“Random numbers should not be generated with a method chosen at random” — Donald E. Knuth

Applications: cryptography, simulations (e.g. Monte Carlo), etc.

Basic Concepts

- A **pseudorandom (PRNG)** *sequence of numbers* satisfies most of the statistical properties of a truly random sequence but is generated by a *deterministic* algorithm (deterministic finite-state machine)
- A **quasirandom** *sequence of n -dimensional points* is generated by a *deterministic* algorithm designed to fill an n -dimensional space evenly
- The **state** of a PRNG describes the status of the generator (the values of its variables), namely where the system is after a certain amount of transitions
- The **seed** is a value that initializes the *starting state* of a PRNG. The same seed always produces the same sequence of results
- The **offset** of a sequence is used to skip ahead in the sequence
- PRNGs produce **uniformly distributed** values. PRNGs can also generate values according to a probability function (binomial, normal, etc.)

The problem:

C `rand()` function produces poor quality random numbers

- C++14 discourage the use of `rand()` and `srand()`

C++11 introduces pseudo random number generation (PRNG) facilities to produce random numbers by using combinations of generators and distributions

A random generator requires four steps:

(1) **Select the seed**

(2) **Define the random engine**

```
<type_of_random_engine> generator(seed)
```

(3) **Define the distribution**

```
<type_of_distribution> distribution(range_start, range_end)
```

(4) **Produce the random number**

```
distribution(generator)
```

Simplest example:

```
#include <iostream>
#include <random>

int main() {
    unsigned seed = ...;
    std::default_random_engine generator(seed);
    std::uniform_int_distribution<int> distribution(0, 9);

    std::cout << std::distribution(generator);
                // first random number
    std::cout << std::distribution(generator);
                // second random number
}
```

It generates two random integer numbers in the range [0, 9] by using the default random engine

Given a **seed**, the generator produces always the **same sequence**

The seed should be selected randomly by using the actual time:

```
#include <random>
#include <chrono>

int main() {
    unsigned seed = std::chrono::system_clock::now()
                    .time_since_epoch().count();
    std::default_random_engine generator(seed);
}
```

```
chrono::system_clock::now() / chrono::high_resolution_clock::now()
```

return an object representing the current point in time

`.time_since_epoch().count()` returns the count of ticks that have elapsed since January 1, 1970 (midnight UTC/GMT)

Problem: Consecutive calls return *very similar* seeds

A **random device** `std::random_device` is a uniformly distributed integer generator that produces non-deterministic random numbers (e.g. from a hardware device)

Note: Not all systems provide a random device

`std::seed_seq` consumes a sequence of integer-valued data and produces a number of unsigned integer values in the range $[0, 2^{32} - 1]$. The produced values are distributed over the entire 32-bit range even if the consumed values are close

```
#include <random>

int main() {
    std::random_device          rnd_device;
    std::default_random_engine generator(rnd_device());
}
```

```
#include <random>
#include <chrono>

int main() {
    unsigned seed1 = std::chrono::system_clock::now()
                    .time_since_epoch().count();
    unsigned seed2 = std::chrono::system_clock::now()
                    .time_since_epoch().count();

    std::seed_seq seq1{ seed1, seed2 };

    std::random_device rnd;
    std::seed_seq      seq2{ rnd(), rnd(), rnd() };

    std::default_random_engine generator1(seq1);
    std::default_random_engine generator1(seq2);
}
```

PRNG Period and Quality

PRNG Period

The **period** (or **cycle length**) of a PRNG is the length of the sequence of numbers that the PRNG generates before repeating

PRNG Quality

(*informal*) If it is hard to distinguish a generator output from *truly* random sequences, we call it a **high quality** generator. Otherwise, we call it **low quality** generator

Generator	Quality	Period	Randomness
Linear Congruential	Poor	$2^{31} \approx 10^9$	Statistical tests
Mersenne Twister 32/64-bit	High	10^{6000}	Statistical tests
Subtract-with-carry 24/48-bit	Highest	10^{171}	Mathematically proven

Random Engines

- **Default random engine** Implementation defined

- **Linear congruential (LF)**

The simplest generator engine. Modulo-based algorithm:

$x_{i+1} = (\alpha x_i + c) \bmod m$ where α, c, m are implementation defined

C++ Generators: `std::minstd_rand`, `std::minstd_rand0`,
`std::knuth_b`

- **Mersenne Twister** (*M. Matsumoto and T. Nishimura, 1997*)

Fast generation of high-quality pseudorandom number. It relies on Mersenne prime number. (used as default random generator in linux)

C++ Generators: `std::mt19937`, `std::mt19937_64`

- **Subtract-with-carry (LF)** (*G. Marsaglia and A. Zaman, 1991*)

Pseudo-random generation based on Lagged Fibonacci algorithm (used for example by physicists at CERN)

C++ Generators: `std::ranlux24_base`, `std::ranlux48_base`,
`std::ranlux24`, `std::ranlux48`

Statistical Tests

The table shows after how many iterations the generator fails the statistical tests

Generator	256M	512M	1G	2G	4G	8G	16G	32G	64G	128G	256G	512G	1T
ranlux24_base	X	X	X	X	X	X	X	X	X	X	X	X	X
ranlux48_base	X	X	X	X	X	X	X	X	X	X	X	X	X
minstd_rand	X	X	X	X	X	X	X	X	X	X	X	X	X
minstd_rand0	X	X	X	X	X	X	X	X	X	X	X	X	X
knuth_b	✓	✓	X	X	X	X	X	X	X	X	X	X	X
mt19937	✓	✓	✓	✓	✓	✓	✓	✓	✓	✓	X	X	X
mt19937_64	✓	✓	✓	✓	✓	✓	✓	✓	✓	✓	✓	X	X
ranlux24	✓	✓	✓	✓	✓	✓	✓	✓	✓	✓	✓	✓	✓
ranlux48	✓	✓	✓	✓	✓	✓	✓	✓	✓	✓	✓	✓	✓

Space and Performance

Generator	Predictability	State	Performance
Linear Congruential	Trivial	4–8 B	Fast
Knuth	Trivial	1 KB	Fast
Mersenne Twister	Trivial	2 KB	Good
randlux_base	Trivial	8–16 B	Slow
randlux	Unknown?	~120 B	Super slow

- **Uniform distribution**

```
uniform_int_distribution<T>(range_start, range_end)
```

where T is integral type

```
uniform_real_distribution<T>(range_start, range_end)
```

where T is floating point type

- **Normal distribution** $P(x) = \frac{1}{\sigma\sqrt{2\pi}} e^{-\frac{(x-\mu)^2}{2\sigma^2}}$

```
normal_distribution<T>(mean, std_dev)
```

where T is floating point type

- **Exponential distribution** $P(x, \lambda) = \lambda e^{-\lambda x}$

```
exponential_distribution<T>(lambda)
```

where T is floating point type

Examples

```
unsigned seed = chrono::system_clock::now()
                .time_since_epoch().count();

minstd_rand0  lc1_generator(seed); // original linear congruential
minstd_rand   lc2_generator(seed); // linear congruential (better tuning)
mt19937       mt_generator(seed);  // standard mersenne twister (32-bit)
mt19937_64    mt64_generator(seed); // standard mersenne twister (64-bit)
ranlux24_base swc24_generator(seed); // subtract with carry (24-bit)
ranlux48_base swc48_generator(seed); // subtract with carry (48-bit)

uniform_int_distribution<int>      int_distribution(0, 10);
uniform_real_distribution<float>  real_distribution(-3.0f, 4.0f);
exponential_distribution<float>  exp_distribution(3.5f);
normal_distribution<double>      norm_distribution(5.0, 2.0);

lc1_generator.discart(10); // advances the internal state by 10 times
// i.e. the sequence start point is equal to apply distribution() 10 times
```

PRNG Quality:

- On C++ Random Number Generator Quality
- It is high time we let go of the Mersenne Twister
- The Xorshift128+ random number generator fails BigCrush



Recent algorithms:

- PCG, A Family of Better Random Number Generators
- Xoshiro / Xoroshiro generators and the PRNG shootout

The **quasi-random** numbers have the low-discrepancy property that is a measure of *uniformity for the distribution* of the point for the multi-dimensional case

- Quasi-random sequence, in comparison to pseudo-random sequence, distributes evenly, namely this leads to spread the number over the entire region
- The concept of low-discrepancy is associated with the property that the successive numbers are added in a position as away as possible from the other numbers that is, avoiding *clustering* (grouping of numbers close to each other)

Pseudo-random vs. Quasi random



Time Measuring

Wall-Clock/Real time

It is the human perception of the passage of time from the start to the completion of a task

User/CPU time

The amount of time spent by the CPU to compute in user code

System time

The amount of time spent by the CPU to compute system calls (including I/O calls) executed into kernel code

Note: if the system workload (except the current program) is very low and the program uses only one thread then

Wall-clock time = User time + System time

`::gettimeofday()` (linux, not portable)

```
#include <time.h>      //struct timeval
#include <sys/time.h> //gettimeofday()
#include <iostream>

int main() {
    struct timeval start, end; // timeval {second, microseconds}
    ::gettimeofday(&start, NULL);
    ... // code
    ::gettimeofday(&end, NULL);

    long start_time = start.tv_sec * 1000000 + start.tv_usec;
    long end_time   = end.tv_sec * 1000000 + end.tv_usec;
    std::cout << "Elapsed: " << end_time - start_time;
} // in microsec
```

Problems: not portable, the time is not monotonic increasing (timezone)

`std::chrono` C++11

```
#include <iostream>
#include <chrono>

int main() {
    auto start_time = std::chrono::system_clock::now();
    ... // code
    auto end_time    = std::chrono::system_clock::now();

    std::chrono::duration<double> diff = end_time - start_time;
    cout << "Elapsed: " << diff.count(); // in seconds
    cout << std::chrono::duration_cast<milli>(diff).count();
}
    // in ms
```

Problems: The time is not monotonic increasing (timezone)

An alternative of `system_clock` is `steady_clock` which ensures monotonic increasing time

`std::clock`

```
#include <iostream>
#include <chrono>

int main() {
    clock_t start_time = std::clock();
    ... // code
    clock_t end_time    = std::clock();

    float diff = static_cast<float>(end_time - start_time)
                / CLOCKS_PER_SEC;
    cout << "Elapsed: " << diff; // in seconds
}
```

```
#include <iostream>
#include <sys/times.h>

int main() {
    struct ::tms start_time, end_time;
    ::times(&start_time);
    ... // code
    ::times(&end_time);

    auto user_diff = end_time.tmus_utime - start_time.tms_utime;
    auto sys_diff  = end_time.tms_stime - start_time.tms_stime;
    float user = static_cast<float>(user_diff) / ::sysconf(_SC_CLK_TCK);
    float sys  = static_cast<float>(sys_diff) / ::sysconf(_SC_CLK_TCK);
    std::cout << "user time: " << user; // in seconds
    std::cout << "system time: " << sys; // in seconds
}
```