

Modern C++ Programming

2. BASIC CONCEPTS I

Federico Busato

University of Verona, Dept. of Computer Science
2018, v1.0



Agenda

- **Before Start**

- What compiler?
- What editor/IDE?
- How to compile?

- **Hello World**

- **I/O Stream**

- `cout/cin`
- `Filestream`
(`ifstream/ofstream`)

- **C++ Primitive Types**

- Built-in types
- `size_t`, `void`, `auto`, `nullptr`
- Conversion rules

- **Floating Point**

- Floating point representation
- Floating point issues
- Floating point comparison
- Overflow/Underflow

- **Strongly Typed Enumerators**

- **Math Operators**

- **Statement and Control Flow**

- Loop
- Range Loop
- Undefined behavior
- `goto`

What C++ compiler should I use?

Popular (free) compilers:

- Microsoft Visual C++ (**MSVC**) is the compiler offered by Microsoft
- The GNU Compiler Collection (**GCC**) contains very popular C++ Linux compiler
- **Clang** is a C++ compiler based on LLVM Infrastructure available for linux/windows/apple (default) platforms

Suggested compiler: **Clang**

- Faster compiles, low memory use, and in general faster code (compared to GCC/MSVC). [[compiler comparison link](#)]
- Expressive diagnostics (examples and propose corrections)
- Strict C++ compliance. GCC/MSVC compatibility (inverse direction is not ensured)
- Includes many very useful tools: memory sanitizer, static code analyzed, automatic formatting, linter (clang-tidy), etc.
- Easy to install: releases.llvm.org

What editor/IDE compiler should I use?

Popular C++ IDE (Integrated Development Environment) and editors:

- **Microsoft Visual C++**
- **QT-Creator** ([link](#)). Fast (written in C++), simple
- **Clion** ([link](#)). (free for student). Most powerful IDE, but may be slow (written in java) and a lot of options may make it not intuitive
- **Atom** ([link](#)). Standalone editor oriented for programming. A lot of useful plugins and modular
- **Sublime Text editor** ([link](#)). Standalone editor oriented for programming. Faster than Atom, but less complete

Not suggested:

- Notepad, Gedit, and related editors. Lack of support for programming

How to compile?

Compile C++ programs:

```
g++ <program.cpp> -o program
```

Compile C++11 programs:

```
g++ -std=c++11 <program.cpp> -o program
```

- requires g++ version $\geq 4.8.1$
- requires clang++ version ≥ 3.3

Compile C++14 programs:

```
clang++ -std=c++14 <program.cpp> -o program
```

- requires g++ version ≥ 5
- requires clang++ version ≥ 3.4

C code with printf:

```
#include <stdio.h>

int main() {
    printf("Hello World!\n");
}
```

`printf` prints on standard output

C++ code with streams:

```
#include <iostream>

int main() {
    std::cout << "Hello World!\n";
}
```

`cout` : represent the standard output stream

The previous example can be written with the global std namespace:

```
#include <iostream>
using namespace std;

int main() {
    cout << "Hello World!\n";
}
```

Note: For sake of space we adopt implicit std namespace in the next slides

I/O Stream

`std::cout` is an example of *output* stream. Data is redirected to a destination, in this case the destination is the standard output

```
C: #include <stdio.h>

int main() {
    int    a = 4;
    double b = 3.0;
    char*  c = "hello";
    printf("%d %f %s\n", a, b, c);
}
```

```
C++: #include <iostream>

int main() {
    int    a = 4;
    double b = 3.0;
    char*  c = "hello";
    std::cout << a << " " << b << " " << c << "\n";
}
```

- **Type-safe:** The type of object pass to I/O stream is known statically by the compiler. In contrast, `printf` uses "%" fields to figure out the types dynamically.
- **Less error prone:** With IO Stream, there are no redundant "%" tokens that have to be consistent with the actual objects pass to I/O stream. Removing redundancy removes a class of errors.
- **Extensible:** The C++ IO Stream mechanism allows new user-defined types to be pass to I/O stream without breaking existing code.
- **Comparable performance:** If used correctly may be faster than C I/O (`printf`, `scanf`, etc)

Forget the number of parameters:

```
printf("long phrase %d long phrase %d", 3);
```

Use the wrong format:

```
int a = 3;  
...many lines of code...  
printf(" %f", a);
```

The "%c" conversion specifier does not automatically skip any leading whitespace:

```
scanf("%d", &var1);  
scanf(" %c", &var2);
```

some useful details about output stream (I/O Stream manipulator):

- `flush` flushes the output stream `cout << flush;`
- `endl` shortcut for `cout << "\n" << flush;`
- `flush` and `endl` force the program to synchronize with the terminal → very slow operation!
- **Set integral representation:** default: dec

```
cout << dec << 0xF; prints 16
```

```
cout << hex << 16; prints 0xF
```

```
cout << oct << 8; prints 10
```

Print the underlying **bit representation** of a value:

```
#include <bitset>
std::cout << std::bitset<32>(3.45f); // (32: num. of bits)
// print 01000000010111001100110011001101
```

- **Print true/false text:**

```
cout << boolalpha << 1; prints true
```

```
cout << boolalpha << 0; prints false
```

```
#include <iomanip>
```

- **Set decimal precision:** default: 6

```
cout << setprecision(2) << 3.538; → 3.54
```

- **Set float representation:** default: fixed

```
cout << setprecision(2) << fixed << 32.5; → 32.50
```

```
cout << setprecision(2) << scientific << 32.5; → 3.25e+01
```

- **Set alignment:** default: right

```
cout << right << setw(7) << "abc" << "##"; → ____abc##
```

```
cout << left << setw(7) << "abc" << "##"; → abc____##
```

(better than using tab \t)

`std::cin` is an example of *input* stream. Data coming from a source is read by the program. In this example `cin` is the standard input

```
#include <iostream>
using namespace std;

int main() {
    int a;
    cout << "Please enter an integer value:" << endl;
    cin >> a;

    int b;
    float c;
    cout << "Please enter an integer value followed"
         << "by a float value:" << endl;
    cin >> b >> c;
}
```

`ifstream` , `ofstream` are output and input stream too

```
#include <fstream>
```

- **Open a file for reading**

Open a file in input mode: `ifstream my_file("example.txt")`

- **Open a file for writing**

Open a file in output mode: `ofstream my_file("example.txt")`

Open a file in append mode:

```
ofstream my_file("example.txt", ios::out | ios::app)
```

- **Read a line** `getline(my_file, string)`

- **Close a file** `my_file.close()`

- **Check the stream integrity** `my_file.good()`

- **Peek the next character**

```
char current_char = my_file.peek()
```

- **Get the next character (and advance)**

```
char current_char = my_file.get()
```

- **Get the position of the current character in the input stream**

```
int byte_offset = my_file.tellg()
```

- **Set the char position in the input sequence**

```
my_file.seekg(byte_offset) (absolute position)
```

```
my_file.seekg(byte_offset, position) (relative position)
```

where position can be:

- `ios::beg` (the begin), `ios::end` (the end),
- `ios::cur` (current position)

- **Ignore characters until the delimiter is found**

```
my_file.ignore(max_stream_size, <delim>)
```

e.g. skip until end of line `\n`

- **Get a pointer to the stream buffer object currently associated with the stream**

```
my_file.rdbuf()
```

can be used to redirect file stream

Open a file and print line by line:

```
#include <iostream>
#include <fstream>
using namespace std;

int main() {
    ifstream fin("example.txt");
    string str;
    while (fin.good()) {
        getline(fin, str);
        cout << str << endl;
    }
    fin.close();
}
```

An alternative version with redirection:

```
#include <iostream>
#include <fstream>
using namespace std;

int main() {
    ifstream fin("example.txt");
    cout << fin.rdbuf();
    fin.close();
}
```

example.txt:

```
23_70__44\n
\t57\t89
```

The input stream is independent from the type of space (multiple space, tab, newline `\n`, `\r\n`, etc)

Another example:

```
#include <iostream>
#include <fstream>
using namespace std;

int main() {
    ifstream fin("example.txt");
    char c = fin.peek(); //c = '2'
    while (fin.good()) {
        int var;
        fin >> var;
        cout << var; //out: 2370445789
    }
    fin.seekg(4);
    c = fin.peek(); //c = '7'
    fin.close();
}
```

Check if a file is a **regular file** and can be read/written(it exists, it is not a directory, it is not a device, you have read/write permissions, etc.)

```
#include <sys/types.h>
#include <sys/stat.h>
bool checkRegularFile(const char* file_path) {
    struct stat info;
    if (::stat( file_path, &info ) != 0)
        return false;           // unable to access
    if (info.st_mode & S_IFDIR)
        return false;           // is a directory
    ifstream fin(file_path); // additional checking
    if (!fin.is_open() || !fin.good())
        return false;
    try {                         // try to read
        char c; fin >> c;
    } catch (std::ios_base::failure&) {
        return false;
    }
    return true;
}
```

Get the **file size** in bytes in a **portable** way:

```
long long int fileSize(const char* file_path) {
    ifstream fin(file_path);
    fin.seekg(0, ios::beg);
    std::istream::pos_type start_pos = fin.tellg();
    fin.seekg(0, ios::end);
    std::istream::pos_type end_pos = fin.tellg();
    return end_pos - start_pos;
}
```

C++ Primitive Types

Type	Size (bytes)	Range	Fixed width types
bool	1	true, false	
char †	1	-127 to 127	
signed char	1	-128 to 127	int8_t
unsigned char	1	0 to 255	uint8_t
short	2	-2^{15} to $2^{15}-1$	int16_t
unsigned short	2	0 to $2^{16}-1$	uint16_t
int	4	-2^{31} to $2^{31}-1$	int32_t
unsigned int	4	0 to $2^{32}-1$	uint32_t
long int	4/8*		
long unsigned int	4/8*		
long long int	8	-2^{63} to $2^{63}-1$	int64_t
long long unsigned int	8	0 to $2^{64}-1$	uint64_t
float (IEEE 754)	4	$\pm 1.18 \times 10^{-38}$ to $\pm 3.4 \times 10^{+38}$	
double (IEEE 754)	8	$\pm 2.23 \times 10^{-308}$ to $\pm 1.8 \times 10^{+308}$	

C++ provides also **long double** (no IEEE-754) of size 8/12/16.

Signed types:

Signed Type	short name
<code>signed int</code>	<code>int</code>
<code>signed long int</code>	<code>long</code>
<code>signed long long int</code>	<code>long long</code>

For other details see:

en.cppreference.com/w/cpp/language/types

en.cppreference.com/w/cpp/types/integer

C++ provides fixed width integer types. They have the same size on any architecture (`#include <cstdint>`)

`int8_t`, `uint8_t`, `int16_t`, `uint16_t`, `int32_t`, `uint32_t`, `int64_t`, `uint64_t`

Warning: I/O Stream interprets `uint8_t` and `int8_t` as `char` and not as integer values

```
int8_t var;  
std::cin >> var;           // read '2'  
std::cout << var;         // print '2'  
std::cout << var * 2;     // print 100 !!
```

Builtin types suffix:

Type	short name	Suffix	example
unsigned int	unsigned	u	3u
long int	long	l	8l
long unsigned	long unsigned	ul	2ul
long long int	long long	ll	4ll
long long unsigned int	long long unsigned	ull	7ull
float		f	3.0f
double			3.0

Builtin types representation prefix:

Representation	Prefix	example
Binary C++14	0b	0b010101
Octal	0	0308
Hexadecimal	0x or 0X	0xFFA010

Definition (`size_t`)

`size_t` is a data type capable of storing the biggest representable value on the current architecture

- Defined in `<stddef>`
- It is an unsigned integer type (of at least 16 bit)
- In common linux implementations it is 4-byte on 32-bit architectures and 8-byte on 64-bit architectures
- It is commonly used for array indexing and loop counting

Note: `void` is an incomplete type (not defined) without a values
In C `sizeof(void) == 1` (GCC), while in C++ `sizeof(void)`
does not compile!!

```
int main() {  
    // sizeof(void); // compile error  
}
```

C++11 introduces the new keyword `nullptr` to represent null pointers

```
int* p1 = NULL;    // ok, equal to int* p1 = 0
int* p2 = nullptr; // ok

int n1 = NULL;    // ok, we are assigning 0 to n1
int n2 = nullptr; // error! we are assigning a null pointer to
                  //          an integer variable
int* p2 = true ? 0 : nullptr; // incompatible types
```

Remember: `nullptr` is not a pointer, but an object of type `nullptr_t` → safer

The `auto` keyword (C++11) specifies that the type of the variable will be automatically deduced by the compiler (from its initializer)

```
auto a = 1 + 2;    // 1 is int, 2 is int, 1 + 2 is int!  
                  //    -> 'a' must be int  
auto b = 1 + 2.0; // 1 is int, 2.0 is double. 1 + 2.0 is double  
                  //    -> 'b' must be double
```

`auto` keyword may be very useful for maintainability.

```
for (auto i = k; i < size; i++)  
    ...
```

On the other hand, it may make the code less readable if excessively used because of type hiding

Implicit type conversion rules (applied in order) :

⊗: any operations (*, +, /, -, %, etc.)

(a) Floating point promotion

`floating_type` ⊗ `integer_type` = `floating_type`

(b) Size promotion

`small_type` ⊗ `large_type` = `large_type`

(c) Sign promotion

`signed_type` ⊗ `unsigned_type` = `unsigned_type`

Common errors:

Integers are not floating points!

```
int    b = 7;
float  a = b / 2;    // a = 3 not 3.5!!
int    a = b / 2.0; // again a = 3 not 3.5!!
```

Implicit conversion can be expensive!

```
int    b = 5;
int    a = 3.5 * b;  // 3.5 is double --> useless overhead!!
//equal to: int a = (int) ( 3.5 * (double) b )
```

Integer type are more accurate than floating types for large numbers!!

```
cout << 16777217;           // print 16777217
cout << (int) 16777217.0f;  // print 16777216!!
```

float numbers are different from double numbers!

```
cout << (1.1 != 1.1f); // print true !!!
```


Detect overflow/underflow for floating point types is easy ($\pm\text{inf}$).

Detect overflow/underflow for unsigned integral types is **not trivial** !!

```
bool isAddOverflow(unsigned a, unsigned b) {
    return (a + b) < a || (a + b) < b;
}

bool isMulOverflow(unsigned a, unsigned b) {
    unsigned x = a * b;
    return a != 0 && (x / a) != b;
}
```

Overflow/underflow for signed integral types is **not defined** !!

```
#include <limits>

unsigned a = std::numeric_limits<unsigned>::max(); // maximum value
unsigned b = b + 1; // b = 0

int c = std::numeric_limits<int>::max(); // maximum value
int d = c + 1; // d can be any int value!!
```

Floating Point

Floating Point

In general, C/C++ adopt IEEE754 floating-point standard.

- Single precision (32-bit) (float)

Sign

1-bit

Exponent (or base)

8-bit

Mantissa (or significant)

23-bit

- Double precision (64-bit) (double)

Sign

1-bit

Exponent (or base)

11-bit

Mantissa (or significant)

52-bit

Check if the actual C++11 implementation adopts IEEE754 standard:

```
#include <limits>
std::numeric_limits<float>::is_iec559; // should return true
std::numeric_limits<double>::is_iec559; // should return true
```

Floating point (Exponent Bias)

Definition (Exponent Bias)

In IEEE 754 floating point numbers, the exponent value is offset from the actual value by the **exponent bias**.

- The exponent is stored as an unsigned value suitable for comparison.
- Floating point values are lexicographic ordered.
- For a single-precision number, the exponent is stored in the range [1, 254] (0 and 255 have special meanings), and is biased by subtracting 127 to get an exponent value in the range [-126, +127]
- Example

0	10000111	110000000000000000000000
+	$2^{(135-127)} = 2^8$	$\frac{1}{2^1} + \frac{1}{2^2} = 0.75 \xrightarrow{\text{normal}} 1.75$

$$+1.75 * 2^8 = 448.0$$

Definition (Normal number)

A **normal** number is a floating point number that can be represented without leading zeros in its significand.

Definition (Denormal number)

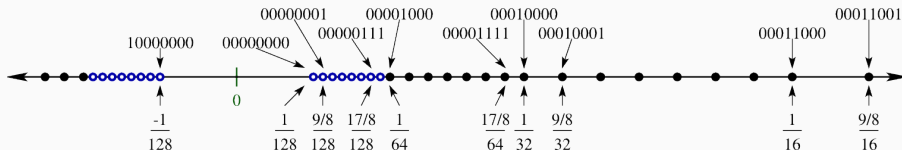
Denormal (or subnormal) numbers fill the underflow gap around zero in floating-point arithmetic. Any non-zero number with magnitude smaller than the smallest normal number is subnormal.

If the exponent is all 0s, but the fraction is non-zero (else it would be interpreted as zero), then the value is a denormal number.

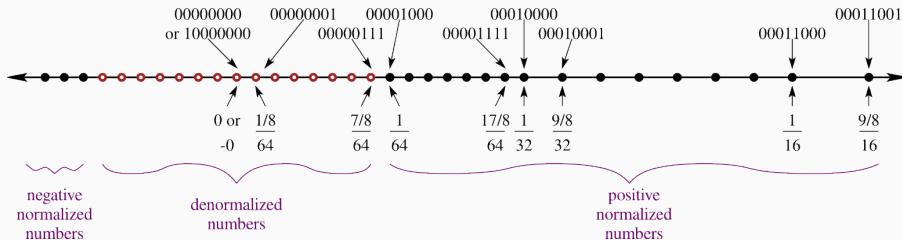
Check if a floating-point number is normal/denormal in C++11:

```
#include <cmath>
std::isnormal(T value); //true if normal, false otherwise
```

Why denormal number make sense:



The problem: distance values from zero



Floating point (special values)

- \pm infinity

*	11111111	000000000000000000000000
---	----------	--------------------------

- NaN (mantissa \neq 0)

*	11111111	*****
---	----------	-------

- Denormal number ($< 2^{-126}$)(minimum: $1.4 * 10^{-45}$)

*	00000000	*****
---	----------	-------

- ± 0

*	00000000	000000000000000000000000
---	----------	--------------------------

- Minimum (normal) ($\pm 1.17549 * 10^{-38}$)

*	00000001	000000000000000000000000
---	----------	--------------------------

- Lowest/Largest ($\pm 3.40282 * 10^{+38}$)

*	11111110	111111111111111111111111
---	----------	--------------------------

Floating point issues

The floating point precision is finite!

```
cout << 3.33333333f; // print 3.333333254!!  
cout << 3.33333333; // print 3.333333333  
cout << (0.1 + 0.1 + 0.1 + 0.1 + 0.1 + 0.1);  
//print 0.59999999999999998
```

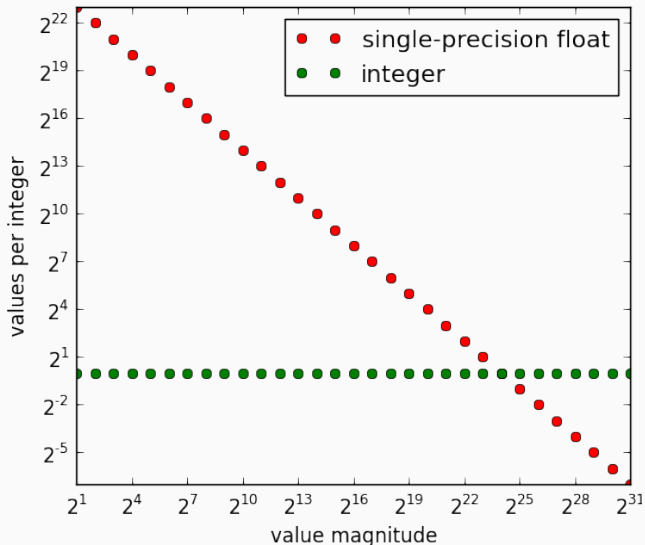
Floating point arithmetic is commutative, but not associative and not reflexive (see NaN) !!

```
cout << 0.1 + (0.2 + 0.3) == (0.1 + 0.2) + 0.3; // print false
```

Floating point type has special values:

```
cout << 0 / 0; // undefined behavior  
cout << 0.0 / 0.0; // print `nan'  
cout << 5.0 / 0.0; // print `inf'  
cout << -5.0 / 0.0; // print `-inf'  
cout << ((5.0 / 0.0) == ((5.0 / 0.0) + 9999999.0)) // print true
```


Floating point granularity



NaN properties

Definition (NaN)

In the IEEE754 standard, NaN (not a number) is a numeric data type value representing an undefined or unrepresentable value.

Operations generating NaN:

- Operations with a NaN as at least one operand
- $\pm\infty \mp \infty$
- $0 \cdot \infty$
- $0/0, \infty/\infty$
- $\sqrt{x} \mid x < 0$
- $\log(x) \mid x < 0$
- $\sin^{-1}(x), \cos^{-1}(x) \mid x < -1 \text{ or } x > 1$

Comparison: $(\text{NaN} == x) \rightarrow \text{false}$, for every x

$(\text{NaN} == \text{NaN}) \rightarrow \text{false}!!$

Floating Point - Useful Functions

where T is a numeric type C++11

```
#include <cmath>
```

```
bool isnan(T value) //returns true if value is nan, false otherwise
```

```
bool isinf(T value) //returns true if value is  $\pm inf$ , false otherwise
```

```
bool isfinite(T value) //returns true if value is not nan or infinite,  
                        //false otherwise
```

```
T ldexp(T x, p) // multiplies a number by 2 raised to a power.  
               // returns  $x * 2^p$ 
```

```
int ilogb(T value) // extracts exponent of the number
```

The problem

```
cout << (0.11f + 0.11f < 0.22f); // print true!!  
cout << (0.1f + 0.1f > 0.2f);    // print true!!
```

Do not use absolute error margins!!

```
bool floatCompare(float a, float b) {  
    if (abs(a - b) < epsilon); // epsilon is fixed  
        return true  
    return false;  
}
```

Problems:

- Fixed epsilon "looks small" but, it could be too large when the numbers being compared are very small
- If the compared numbers are very large, the epsilon could end up being smaller than the smallest rounding error, so that the comparison always returns false.

Solution: Use relative error $\frac{|a-b|}{b} < \epsilon$

```
bool areFloatNearlyEqual(float a, float b) {  
    if (abs(a - b) / b < epsilon); //epsilon is fixed  
        return true  
    return false;  
}
```

Problems:

- $a=0$, $b=0$ The division is evaluated as $0.0/0.0$ and the whole if statement is $(\text{nan} < \text{epsilon})$ which always returns false
- $b=0$ The division is evaluated as $\text{abs}(a)/0.0$ and the whole if statement is $(+\text{inf} < \text{epsilon})$ which always returns false
- a and b very small. The result should be true but the division by b may produce wrong results
- It is not commutative. We always divide by b

Possible solution: $\frac{|a-b|}{\max(|a|,|b|)} < \epsilon$

```
bool areFloatNearlyEqual(float a, float b) {
    const float epsilon = <user_defined>
    float abs_a = std::abs(a);
    float abs_b = std::abs(b);

    if (a == b) // a=0,b=0 and a = ±∞, b = ±∞
        return true;

    float diff = std::abs(a - b);
    return (diff / max(abs_a, abs_b)) < epsilon; //relative error
}
```

References:

- [1] floating-point-gui.de/errors/comparison
- [2] www.cygnum-software.com/papers/comparingfloats

Definition (Machine epsilon)

Machine epsilon ε (or *machine accuracy*) is defined to be the smallest number that can be added to 1.0 to give a number other than one.

IEEE 754 Single precision : $\varepsilon = 1.17549435 * 10^{-38}$

```
#include <limits>
```

```
T numeric_limits<T>::epsilon() // returns the machine epsilon,
```

Definition (Truncation error)

A number x that is **Truncated** (or *Chopped*) at the m^{th} digit means that all $n - m$ digits after the n^{th} digit are removed.

- Machine floating-point representation of x is denoted $\mathbf{fl}(x)$


The relative error as a result of truncation is

$$|\delta| = \left| \frac{\mathbf{fl}(x) - x}{x} \right| \leq \frac{1}{2} \varepsilon \quad \mathbf{fl}(x) = x(1 + \delta)$$


- Try to reorganize the computation to **keep near** numbers with the same scale (maybe sorting numbers)
- **Switch to log scale**. Multiplication becomes Add, and Division becomes Subtraction
- Prefer **multiplication/division** than addition/subtraction
- Consider to **put a zero** very small number (under a threshold). Common application: iterative algorithms
- Scale by a **power of two** is safe

Suggest reading:

D. Golberg, *"What Every Computer Scientist Should Know About Floating-Point Arithmetic*, 1991, [link](#)



DURING A COMPETITION, I TOLD THE PROGRAMMERS ON OUR TEAM THAT $e^\pi - \pi$ WAS A STANDARD TEST OF FLOATING-POINT HANDLERS -- IT WOULD COME OUT TO 20 UNLESS THEY HAD ROUNDING ERRORS.



Enumerators

Definition (Enumerator)

An **enumerator** (`enum`) is a data type that groups a set of named integral constants

```
enum color_t { BLACK, BLUE, GREEN = 2 };
```

```
color_t color = BLUE;
```

```
cout << (color == BLACK); // print false
```

The problem:

```
enum color_t { BLACK, BLUE, GREEN };
```

```
enum fruit_t { APPLE, CHERRY };
```

```
color_t color = BLUE;
```

```
fruit_t fruit = APPLE;
```

```
cout << (color == fruit); // generally true, but undefined !!
```

```
// and, most importantly, does the match between a color and
```

```
// a fruit makes any sense?
```

C++11 introduces the `enum class` (scoped enum) data type that are not implicitly convertible to `int`

Type safe enumerator: `enum class`

```
enum class color_t { BLACK, BLUE, GREEN = 2 };
enum class fruit_t { APPLE, CHERRY };

color_t color = color_t::BLUE;
fruit_t fruit = fruit_t::APPLE;
// cout << (color == fruit); // compile error!!
// we are trying to match colors with fruits
// BUT, they are different things entirely

// int a = color_t::GREEN; // compile error!!
```

- Strongly typed enumerators can be compared:

```
enum class Colors { RED = 1, GREEN = 2, BLUE = 3 };  
  
cout << (Colors::RED < Colors::GREEN); // print true
```

- Strongly typed enumerators do not support other operations:

```
enum          WColors { RED = 1, GREEN = 2, BLUE = 3 };  
enum class SColors { RED = 1, GREEN = 2, BLUE = 3 };  
  
int v = RED + GREEN; // ok  
int v = SColors::RED + SColors::GREEN; // compile error!
```

- The size of `enum class` can be set:

```
#include <stdint>  
enum class Colors : std::int8_t { RED = 1, GREEN = 2, BLUE = 3 };
```

- Strongly typed enumerators can be converted:

```
int a = (int) color_t::GREEN; → ok
```

- Enum class objects should be always initialized:

```
enum class SColors { RED = 1, GREEN = 2, BLUE = 3 };  
  
int main() {  
    SColors my_color; // my_color maybe 0!!  
}
```

Math Operators

Precedence	Operator	Description	Associativity
1	a++ a--	Suffix/postfix increment and decrement	Left-to-right
2	++a --a	Prefix increment and decrement	Right-to-left
3	a*b a/b a%b	Multiplication, division, and remainder	Left-to-right
4	a+b a-b	Addition and subtraction	Left-to-right
5	<< >>	Bitwise left shift and right shift	Left-to-right
6	< <= > >=	Relational operators	Left-to-right
7	== !=	Equality operators	Left-to-right
8	&	Bitwise AND	Left-to-right
9	^	Bitwise XOR	Left-to-right
10		Bitwise OR	Left-to-right
11	&&	Logical AND	Left-to-right
12		Logical OR	Left-to-right

In general:

- **Unary** operators have higher precedence than **binary operators**
- **Standard math operators** (+, *, etc.) have higher precedence than **comparison**, **bitwise**, and **logic** operators
- **Comparison** operators have higher precedence than **bitwise** and **logic operators**
- **Bitwise** operators have higher precedence than **logic** operators

Full table

en.cppreference.com/w/cpp/language/operator_precedence

Examples:

```
a + b * 4;    //a + (b * 4)
```

```
a * b / c % d;    // ((a * b) / c) % d
```

```
a + b < 3 >> 4;    // (a + b) < (3 >> 4)
```

```
a && b && c || d;    // (a && b && c) || d
```

```
a | b & c || e && d;    // ((a | (b & c)) || (e && d))
```

Important: sometimes parenthesis can make expression worldly...
but they can help!

Statements and Control Flow

- Assignment operations and control flow (special cases):

```
int a;  
int b = a = 3; // (a = 3) return value 3  
if (b = 4)     // it is not an error, but BAD programming  
    ...  
if (<true expression> || array[-1] == 0)  
    ... // no error!! even though index is -1  
        // left-to-right short-circuiting evaluation
```

- C++ allows "in loop" definitions:

```
for (int i = 0, k = 0; i < 10; i++, k += 2)  
    ...
```

- Jump statements:

```
for (int i = 0, i < 10; i++) {  
    if (<condition>)  
        break; // exit from the loop  
    if (<condition>)  
        continue; // continue with a new iteration  
    return; // exit from the function  
}
```

- Infinite loop:

```
for (;;)
    ...
```

- Range loop: C++11

```
int values[] = { 3, 2, 1 };
for (int v : values)
    cout << v << " ";    // print: 3 2 1
```

```
char letters[] = "abcd";
for (auto c : letters)
    cout << c << " ";    // print: a b c d
```

- Ternary operator: `<cond> ? <expression1> : <expression2>`
`<expression1>` and `<expression2>` must return a value of the same type

```
int value = (a == b) ? a : (b == c ? b : 3); // nested
```

Expressions with undefined (implementation-defined) behavior:

```
int i = 0;
i = ++i + 2;           // undefined behavior until C++11,
                       // otherwise i = 3

i = 0;
i = i++ + 2;          // undefined behavior until C++17,
                       // modern compilers (clang, gcc): i = 3

f(i = 2, i = 1);      // undefined behavior until C++17
                       // modern compilers (clang, gcc): i = 2

i = 0;
a[i] = i++;           // undefined behavior until C++17
                       // modern compilers (clang, gcc): a[1] = 1

f(++i, ++i);          // undefined behavior
i = ++i + i++;        // undefined behavior

n = ++i + i;          // undefined behavior
```

When it is useful:

```
bool flag = true;
for (int i = 0; i < N && flag; i++) {
    for (int j = 0; j < M && flag; j++) {
        if (<condition>)
            flag = false;
    }
}
```

become:

```
for (int i = 0; i < N; i++) {
    for (int j = 0; j < M; j++) {
        if (<condition>)
            goto LABEL;
    }
}
LABEL: ;
```

